


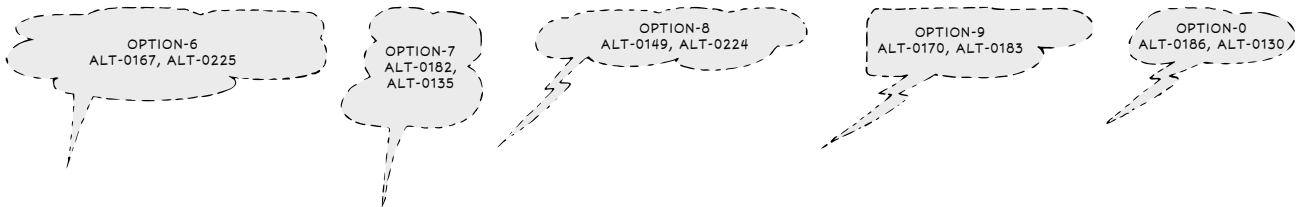
BALLOON CHART

MOST OF THE BALLOONS HAVE AN "OPPOSITE" WHICH POINTS IN THE REVERSE DIRECTION. TO ACCESS THEM, MAC USERS SIMPLY ADD THE "SHIFT" KEY TO THE KEYBOARD COMBINATIONS GIVEN BELOW. PC USERS CAN USE THE 2ND OF THE ALT COMBINATIONS INCLUDED WITHIN EACH BALLOON TO ACHIEVE THE SAME EFFECT. BALLOONS WITH NO OPPOSITE ARE LABELLED AS SUCH.

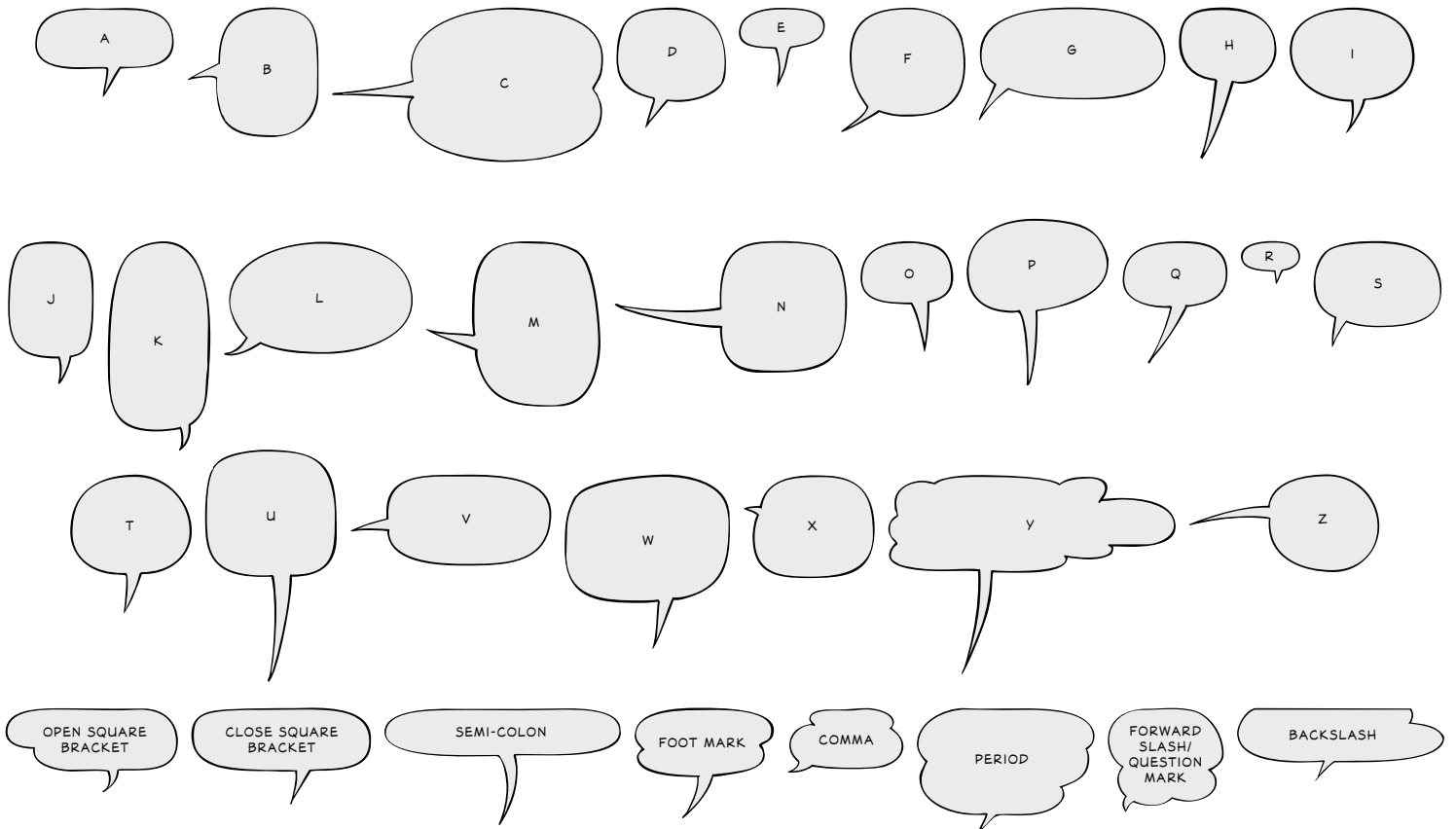
THINKING BALLOONS...



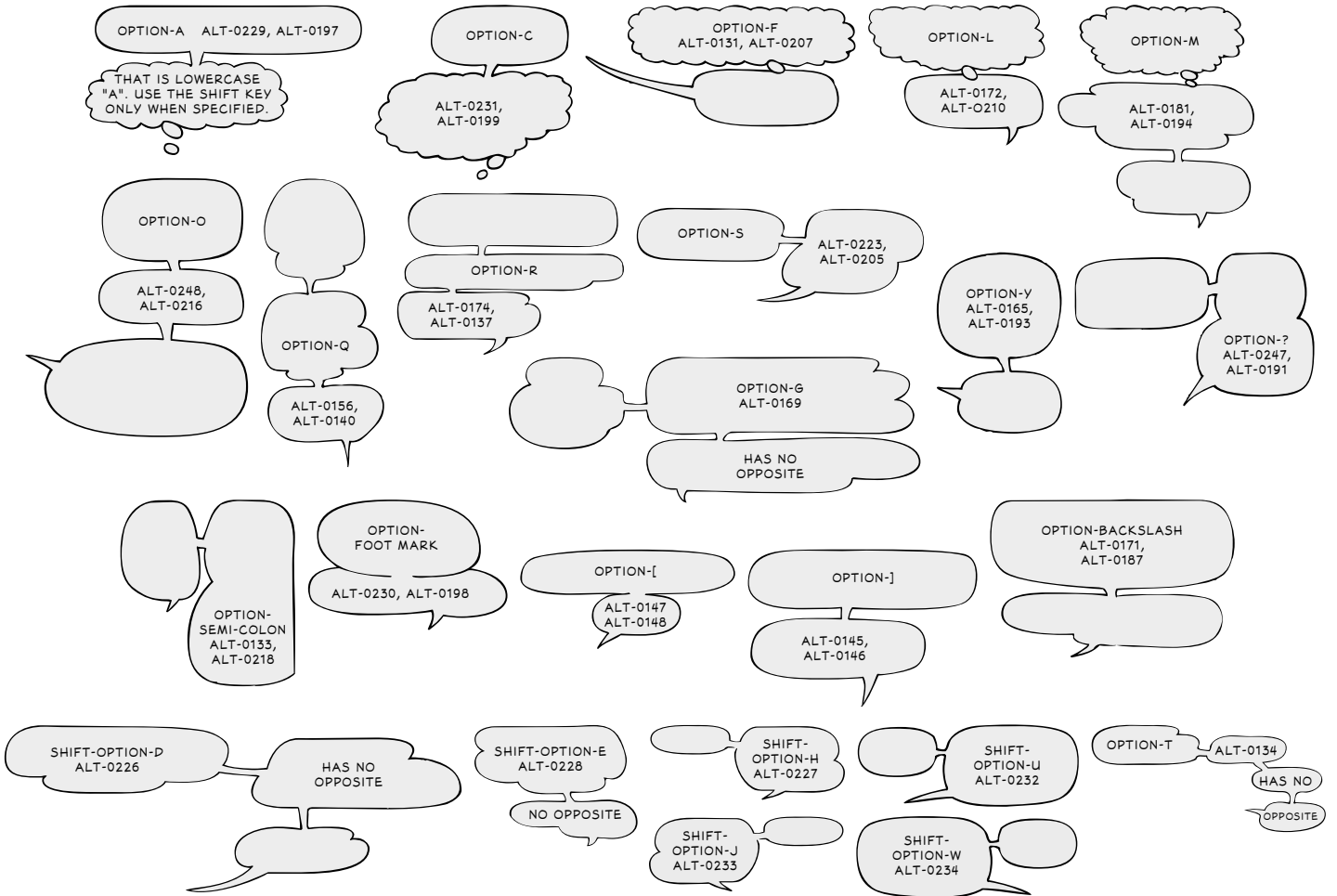
WHISPER BALLOONS...



TALKING BALLOONS...

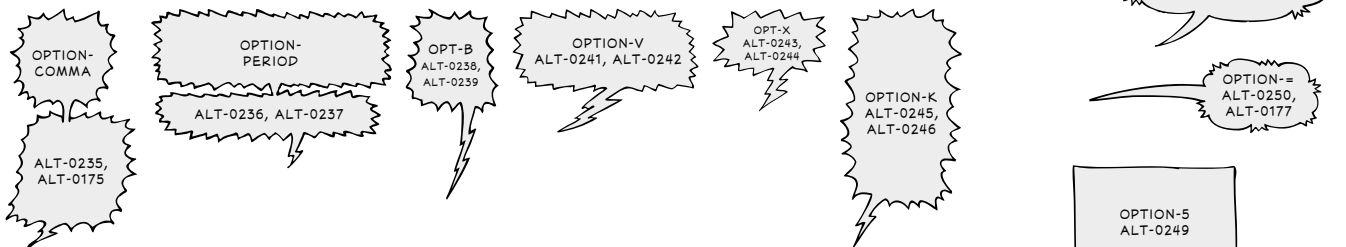


JOINING BALLOONS...



EVIL VOICES...


RADIO, TV AND NON-HUMAN VOICE BALLOONS...



MEANWHILE BACK AT THE BATCAVE...



OTHER STUFF...



WHAT POINT SIZE SHOULD I USE FOR MY **BRAND NEW COMIC BOOK?** **≡SNORT≡**

Superhero™ Regular 7/8, BoldOblique 7 pt., Balloons 70 pt.

WHAT POINT SIZE SHOULD I USE FORMY **BRAND NEW COMIC BOOK?** **≡SNORT≡**

Superhero™ Regular 7/8, BoldOblique 7.5 pt., Balloons 70 pt.

THIS CHART SHOWS DIFFERENT POINT SIZE COMBINATIONS FOR **SUPERHERO™** FONTS.

Superhero™ Regular 15/17, BoldOblique 16 pt., Balloons 150 pt.

WHAT POINT SIZE SHOULD I USE FOR MY **BRAND NEW COMIC BOOK?** **≡KERPLOP≡**

Superhero™ Regular 8/9, BoldOblique 8 pt., Balloons 80 pt.

WHAT POINT SIZE SHOULD I USE FOR MY **BRAND NEW COMIC BOOK?** **≡KERPLOP≡**

Superhero™ Regular 8/9, BoldOblique 9 pt., Balloons 80 pt.

WHAT POINT SIZE SHOULD I USE FOR MY **BRAND NEW COMIC BOOK?** **≡HICCUP≡**

Superhero™ Regular 9/10, BoldOblique 9 pt., Balloons 90 pt.

WHAT POINT SIZE SHOULD I USE FOR MY **BRAND NEW COMIC BOOK?** **≡HICCUP≡**

Superhero™ Regular 9/10, BoldOblique 10 pt., Balloons 80 pt.

WHAT POINTSIZE SHOULD I USE FORMY **BRAND NEW COMIC BOOK?** **≡BLUSH≡**

Superhero™ Regular 6/7, BoldOblique 6 pt., Balloons 60 pt.

WHAT POINTSIZE SHOULD I USE FORMY **BRAND NEW COMIC BOOK?** **≡BLUSH≡**

Superhero™ Regular 6/7, BoldOblique 6.5 pt., Balloons 60 pt.

WHAT POINT SIZE SHOULD I USE FOR MY **BRAND NEW COMIC BOOK?** **≡HONK≡**

Superhero™ Regular 10/11, BoldOblique 10 pt., Balloons 100 pt.

WHAT POINT SIZE SHOULD I USE FOR MY **BRAND NEW COMIC BOOK?** **≡HONK≡**

Superhero™ Regular 10/11, BoldOblique 11 pt., Balloons 100 pt.

© 1997-98 TYPEART FOUNDRY INC.
HTTP://WWW.TYPEART.COM
1-800-BUY TYPE

WHAT POINT SIZE SHOULD I USE FOR MY **BRAND NEW COMIC BOOK?** **≡POOF≡**

Superhero™ Regular 11/12, BoldOblique 11 pt., Balloons 110 pt.

WHAT POINT SIZE SHOULD I USE FOR MY **BRAND NEW COMIC BOOK?** **≡POOF≡**

Superhero™ Regular 11/12.5, BoldOblique 12 pt., Balloons 110 pt.

WHAT POINT SIZE SHOULD I USE FOR MY **BRAND NEW COMIC BOOK?** **≡GASP≡**

Superhero™ Regular 12/13, BoldOblique 12 pt., Balloons 120 pt.

WHAT POINT SIZE SHOULD I USE FOR MY **BRAND NEW COMIC BOOK?** **≡GASP≡**

Superhero™ Regular 12/13.5, BoldOblique 13 pt., Balloons 120 pt.

WHAT POINT SIZE SHOULD I USE FOR MY **BRAND NEW COMIC BOOK?** **≡BURP≡**

Superhero™ Regular 13/14, BoldOblique 13 pt., Balloons 130 pt.

WHAT POINT SIZE SHOULD I USE FOR MY **BRAND NEW COMIC BOOK?** **≡BURP≡**

Superhero™ Regular 13/15, BoldOblique 14 pt., Balloons 130 pt.